

Travis Pick

Variations Exercises pt. 1 (Middle Strings)


Practice one variation at a time over the chord progression below.


Em CΔ7  G 





The examples below illustrate how you can mix variations together.
Practice 1-2 measures at a time as needed.


1) Em Var. 1b CΔ7 Var. 4b G Var. 1b Var. 4b





2) Em Var. 2a CΔ7 Var. 4a G Var. 4b (D/F#) 




3) Em Var. 4b CΔ7 Var. 4b G Var. 3b (D/F#) 



Here are 2 ways to play D. The first example is a 3 string chord, and the thumb plays the root repeatedly. The second example is a 4 string chord and the thumb alternates.

D  Original travis pick pattern (pt. 1) D/A  Original travis pick pattern (pt. 1)



Practice both versions of D over the chord progression and play with variations.

D Cadd9  G 

